

Scaled data based on original data using
LM-79-08 Approved Method: Electrical and Photometric Measurements of Solid-
State Lighting Products

Test Report Prepared for
Cooper Lighting Solutions
(formerly Eaton)

Brand: INVUE

Report Number: P162426

Luminaire Tested: **ECM-E01-LED-E1-SL3-HSS-7030**

Issue Date: 03/03/2020

Test Information

Test Method: LM-79-08
Report Number: P162426
REPORT IS SCALED FROM IESNA LM-79-08 TEST DATA (P33727)
Test Lab: INNOVATION CENTER-P3
Issue Date: 03/03/2020
Manufacturer: COOPER LIGHTING SOLUTIONS (FORMERLY EATON)
Product Line: INVUE
Catalog Number: ECM-E01-LED-E1-SL3-HSS-7030
Description: EPIC CLASSICAL MEDIUM DECORATIVE LED LUMINAIRE
(1) LIGHTBARS WITH AccuLED OPTICS - TYPE 3 W/ SPILL LIGHT CONTROL AND HOUSE SIDE SHIELD
Light Source: (21) 3000K CCT, 70 CRI LEDs
Ballast/Driver: -

Summary

Lumens per Lamp: N/A
Luminaire Lumens: 1505.6 lumens
Efficiency: N/A
Efficacy: 61.0 lumens/watt
Luminous Opening: Rectangular w/ Sides (W: 0.17' x L: 1' x H: 0.1')
IES Classification: Type III - Short - Non-Cutoff
BUG Rating: B0 - U0 - G1

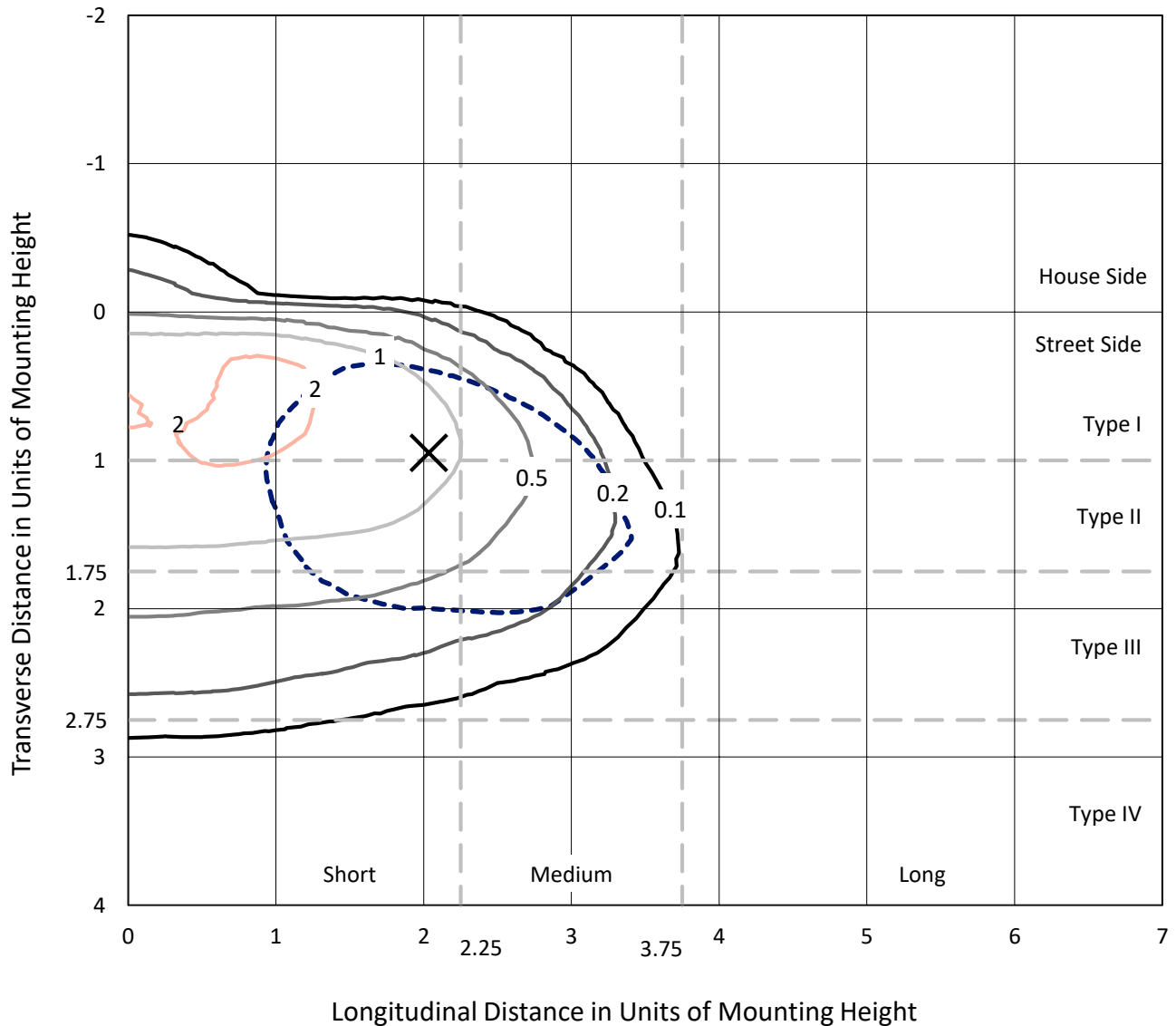
Input Watts (W): 24.7
Input Voltage (V): NR
Input Current (Ain): NR
Voltage Rise (V): NR
Power Factor: NR
Total Harmonic Distortion (THDi): NR
Frequency (hertz): 60
Stabilization Time: NR
Operation Time: NR
Ambient Temperature (°C): NR
Test Distance: 25 FT



REPORT NUMBER: P162426
 CATALOG NUMBER: ECM-E01-LED-E1-SL3-HSS-7030

Iso-Footcandle Lines of Horizontal Illumination

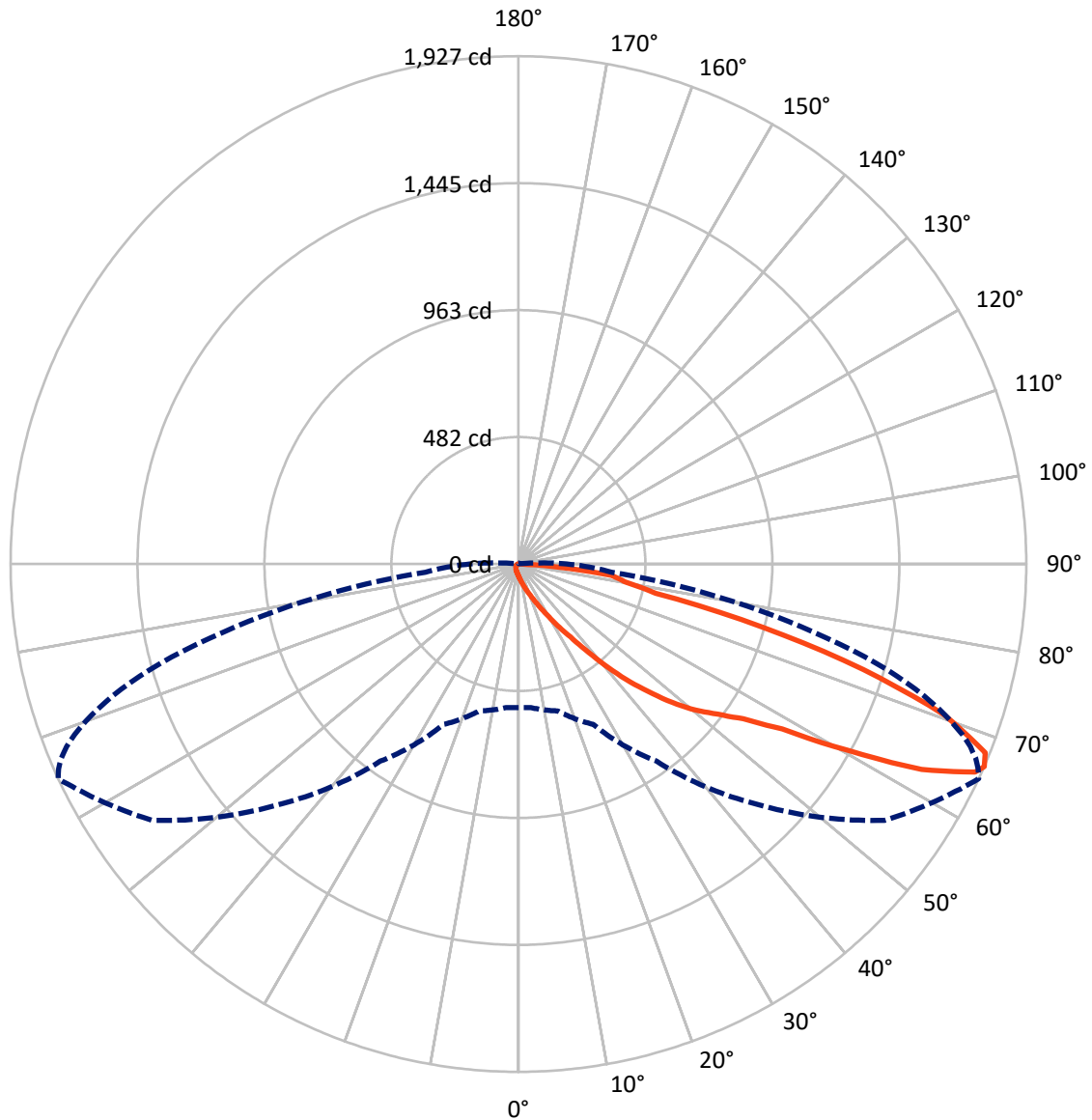
× Max cd
 - - - 1/2 Max cd



Based on 10 foot mounting height. Maximum calculated value = 2.5 fc
 Type III - Short - Non-Cutoff

REPORT NUMBER: P162426
CATALOG NUMBER: ECM-E01-LED-E1-SL3-HSS-7030

Luminous Intensity Polar Plot



— Vertical Plane Through 65-Deg Lateral - - - Horizontal Cone Through 66-Deg Vertical

REPORT NUMBER: P162426

CATALOG NUMBER: ECM-E01-LED-E1-SL3-HSS-7030

FLUX DISTRIBUTION:

		Downward	Upward	Total
House Side	Lumens	32.6	0.0	32.6
	% Fixture	2.2	0.0	2.2
Street Side	Lumens	1473.0	0.0	1473.0
	% Fixture	97.8	0.0	97.8
Total	Lumens	1505.6	0.0	1505.6
	% Fixture	100.0	0.0	100.0

Coefficient of Utilization

ZONAL LUMENS:

Zone	Lumens	% Fixture
0°-10°	5.1	0.3
10°-20°	21.6	1.4
20°-30°	46.5	3.1
30°-40°	99.4	6.6
40°-50°	219.7	14.6
50°-60°	372.4	24.7
60°-70°	496.9	33.0
70°-80°	218.9	14.5
80°-90°	25.2	1.7
90°-100°	0.0	0.0
100°-110°	0.0	0.0
110°-120°	0.0	0.0
120°-130°	0.0	0.0
130°-140°	0.0	0.0
140°-150°	0.0	0.0
150°-160°	0.0	0.0
160°-170°	0.0	0.0
170°-180°	0.0	0.0
0°-90°	1505.6	100.0
0°-180°	1505.6	100.0



REPORT NUMBER: P162426

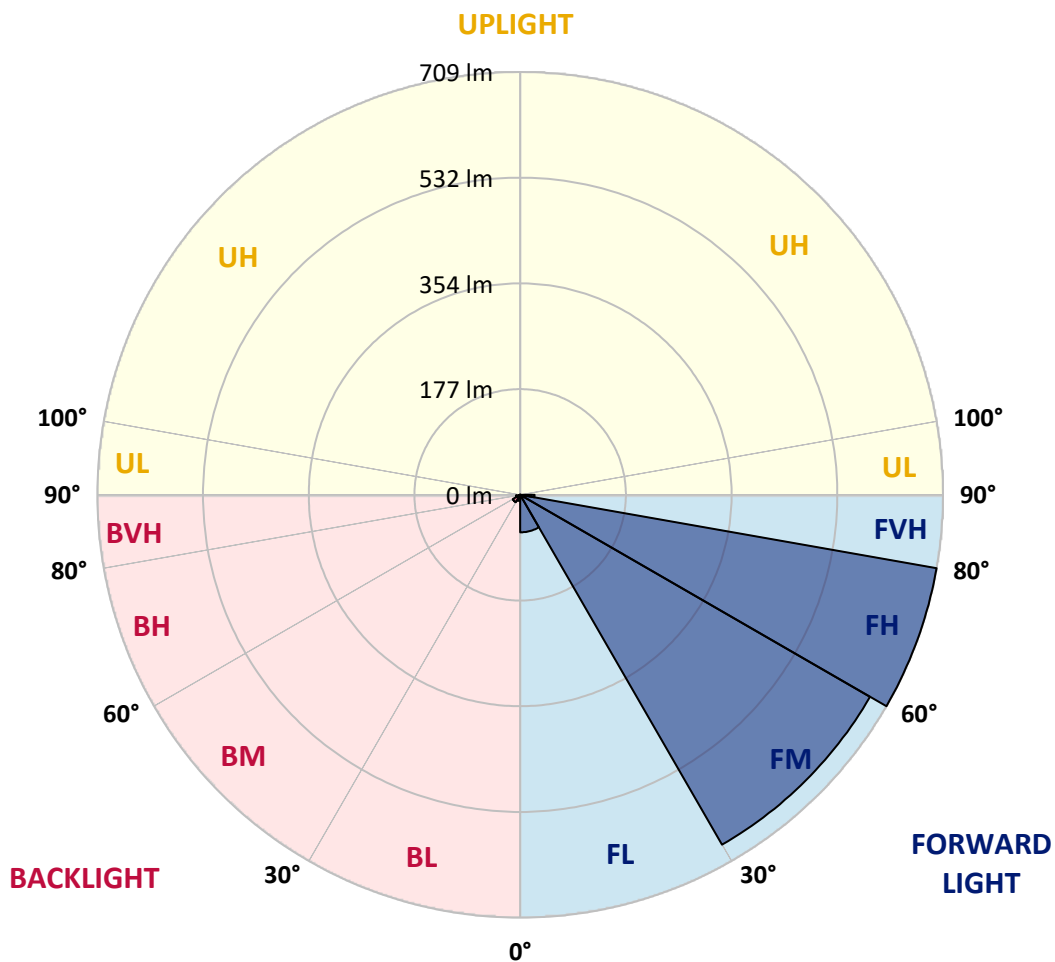
CATALOG NUMBER: ECM-E01-LED-E1-SL3-HSS-7030

LUMINAIRE CLASSIFICATION SYSTEM LUMEN TABLE AND BUG RATING:

Zone		Lumens	% Fixture	Zone Rating/Lumen Limit		
				B	U	G
FL	(0°-30°)	62.9	4.2			
FM	(30°-60°)	677.1	45.0			
FH	(60°-80°)	708.8	47.1			G1/1800
FVH	(80°-90°)	24.2	1.6			G1/100
BL	(0°-30°)	10.3	0.7	B0/110		
BM	(30°-60°)	14.3	1.0	B0/220		
BH	(60°-80°)	7.0	0.5	B0/110		G0/110
BVH	(80°-90°)	1.0	0.1			G0/10
UL	(90°-100°)	0.0	0.0		U0/0	
UH	(100°-180°)	0.0	0.0		U0/0	

BUG Rating: B0-U0-G1

Type III Short





REPORT NUMBER: P162426
 CATALOG NUMBER: ECM-E01-LED-E1-SL3-HSS-7030

CANDELA DISTRIBUTION (FULL):

	0°	5°	15°	25°	35°	45°	55°	65°	66°	67°	68°
0°	45.5	45.5	45.5	45.5	45.5	45.5	45.5	45.5	45.5	45.5	45.5
2.5°	57.3	57.0	55.9	55.9	54.1	53.0	51.5	50.1	50.1	49.8	49.5
5°	75.8	74.1	73.8	70.6	68.0	64.3	60.8	56.1	55.6	55.0	54.7
7.5°	96.4	96.1	93.5	89.7	84.5	77.6	70.6	63.1	62.0	61.4	60.2
10°	123.0	121.6	118.1	111.7	103.9	94.7	83.4	71.5	70.1	68.9	68.3
12.5°	148.5	145.9	143.9	135.8	125.9	112.3	98.7	81.6	80.5	79.0	76.7
15°	172.2	169.9	166.4	159.5	148.5	131.4	115.5	94.7	91.8	89.7	88.0
17.5°	190.8	189.3	185.3	177.4	165.6	150.5	131.4	108.0	105.6	103.1	99.9
20°	208.4	206.4	200.0	189.3	176.6	165.0	150.2	125.3	122.1	119.0	115.5
22.5°	225.2	223.2	212.7	195.1	181.5	176.6	171.3	145.0	140.1	137.5	134.0
25°	248.6	244.3	228.1	200.0	181.8	185.5	194.5	170.5	165.9	162.1	156.6
27.5°	280.2	274.4	248.9	207.2	182.9	195.4	221.2	201.5	196.6	192.2	186.1
30°	315.8	312.0	281.6	224.6	191.3	209.9	251.0	240.8	235.0	229.8	222.6
32.5°	351.7	346.5	316.4	257.6	213.9	237.9	288.3	286.6	279.0	274.1	266.3
35°	383.2	380.6	358.3	311.8	265.4	287.2	338.1	340.1	333.5	328.3	319.6
37.5°	404.7	404.7	400.3	369.9	347.3	363.6	411.3	411.6	404.9	393.1	388.8
40°	415.7	418.8	434.5	440.3	439.1	460.0	507.4	502.2	496.7	490.6	476.2
42.5°	438.3	441.1	474.4	514.4	540.4	567.9	600.6	598.9	592.2	581.2	567.9
45°	476.5	480.2	519.9	583.3	636.8	675.9	696.7	688.6	682.0	671.6	664.6
47.5°	525.1	532.3	577.2	655.6	720.2	784.7	806.4	785.0	779.2	771.1	759.8
50°	576.9	583.8	631.6	721.3	794.3	871.3	907.4	871.3	862.9	860.3	847.5
52.5°	621.7	627.5	673.6	772.0	851.0	941.3	994.0	946.2	940.2	931.5	922.2
55°	648.4	653.0	696.2	796.3	889.5	1004.4	1077.7	1035.7	1026.7	1023.2	1009.9
57.5°	657.4	662.0	700.8	799.5	910.3	1062.0	1179.3	1180.7	1170.0	1157.5	1153.5
60°	657.4	662.6	695.3	791.7	930.6	1123.4	1314.7	1435.4	1412.3	1410.0	1395.2
62.5°	630.2	635.1	668.1	767.6	957.8	1206.2	1503.4	1716.5	1709.8	1694.8	1670.5
65°	571.1	574.0	606.4	706.3	947.4	1282.3	1667.0	1903.5	1892.8	1863.2	1832.0
66°	544.5	546.8	577.2	671.3	913.2	1292.7	1695.9	1926.9	1909.3	1884.4	1849.1
67.5°	506.0	510.0	531.4	606.1	831.3	1256.5	1677.7	1910.4	1895.1	1865.0	1829.7
70°	337.8	334.9	410.5	465.2	633.3	1023.8	1505.2	1715.3	1715.6	1701.4	1687.3
72.5°	160.4	162.1	184.1	286.3	414.5	684.0	1198.1	1369.1	1388.8	1363.4	1345.7
75°	115.2	117.8	131.1	175.1	247.2	410.5	776.6	957.5	958.1	913.0	872.7
77.5°	33.6	35.0	49.2	108.0	185.3	277.0	446.0	532.3	519.9	487.5	457.1
80°	13.9	13.9	14.5	34.4	74.4	188.2	312.0	409.9	408.4	396.0	378.0
82.5°	5.2	5.5	6.9	14.2	17.7	46.3	208.1	355.7	354.9	337.2	324.5
85°	0.6	0.6	1.7	6.1	6.7	8.7	41.7	156.9	156.0	156.9	137.5
87.5°	0.0	0.0	0.3	0.6	0.9	1.2	1.7	6.1	6.7	6.4	5.8
90°	0.0	0.0	0.0	0.0	0.0	0.0	0.0	0.0	0.0	0.0	0.0



REPORT NUMBER: P162426

CATALOG NUMBER: ECM-E01-LED-E1-SL3-HSS-7030

CANDELA DISTRIBUTION (continued):

	69°	70°	71°	72°	73°	74°	75°	76°	77°	78°	79°
0°	45.5	45.5	45.5	45.5	45.5	45.5	45.5	45.5	45.5	45.5	45.5
2.5°	49.5	48.9	48.9	48.6	48.6	48.6	48.3	48.0	48.0	47.8	47.5
5°	54.1	53.6	53.2	52.7	52.4	52.1	51.5	51.2	50.7	50.4	50.1
7.5°	59.6	58.5	58.2	57.3	56.4	55.9	55.3	54.4	53.8	52.7	52.4
10°	66.6	65.1	64.0	62.8	62.0	60.5	59.6	58.5	57.3	56.4	55.6
12.5°	75.5	73.5	71.8	70.6	68.6	66.9	65.1	64.3	62.0	60.8	59.3
15°	85.4	83.1	81.0	78.7	77.3	74.4	72.1	69.5	68.3	66.3	64.0
17.5°	98.1	94.3	91.2	88.9	86.0	83.1	80.5	77.9	74.4	72.1	69.2
20°	111.7	108.5	104.2	100.2	96.7	93.2	89.4	86.0	82.8	79.0	75.5
22.5°	129.1	124.5	119.3	115.2	110.6	106.8	101.6	97.0	91.8	86.8	82.8
25°	151.1	145.0	140.1	134.3	128.8	123.0	116.7	110.9	104.2	99.6	92.6
27.5°	178.3	172.5	165.9	158.3	152.8	144.2	135.8	128.5	120.7	113.5	105.6
30°	213.1	204.7	197.7	190.5	179.5	171.1	161.2	151.4	140.7	133.4	121.6
32.5°	254.7	245.8	235.3	224.9	214.8	202.9	190.8	178.6	166.7	153.4	141.3
35°	305.7	295.0	283.1	271.8	256.2	243.4	228.1	211.3	198.0	182.6	167.3
37.5°	373.1	355.4	345.0	333.2	312.0	294.7	277.6	260.8	237.3	221.2	199.4
40°	457.6	447.2	430.1	411.0	391.9	369.1	345.9	323.6	296.4	273.8	248.6
42.5°	556.9	541.6	524.2	496.7	477.3	450.4	424.1	394.5	361.2	332.3	302.8
45°	650.1	631.9	618.6	591.1	570.8	539.0	507.1	475.9	437.4	400.0	365.9
47.5°	750.9	735.8	713.8	691.5	671.0	635.1	600.6	562.7	522.2	477.9	433.6
50°	839.4	827.6	812.5	785.6	762.7	732.6	692.1	650.7	599.5	555.5	505.1
52.5°	914.7	905.4	884.3	865.2	844.6	816.3	780.1	740.4	685.1	636.8	579.5
55°	1003.6	996.9	978.4	966.5	948.3	921.1	887.2	850.4	792.0	739.3	674.4
57.5°	1149.1	1143.9	1127.7	1122.8	1104.9	1081.1	1039.5	1000.1	931.8	866.3	792.2
60°	1390.3	1379.9	1356.1	1344.0	1306.0	1274.2	1220.1	1166.0	1083.4	1000.1	910.9
62.5°	1648.5	1619.2	1574.1	1535.3	1481.5	1426.2	1353.8	1271.0	1174.3	1075.3	972.9
65°	1787.7	1737.9	1680.9	1619.2	1549.5	1468.1	1377.0	1277.7	1173.7	1069.3	961.0
66°	1803.6	1747.5	1687.0	1618.4	1540.8	1454.2	1361.6	1257.4	1149.5	1047.6	939.3
67.5°	1783.7	1724.9	1660.9	1584.8	1500.8	1411.1	1313.9	1205.6	1101.7	998.4	893.0
70°	1643.8	1585.4	1528.3	1448.2	1358.7	1268.4	1176.4	1055.4	956.9	862.0	768.2
72.5°	1312.7	1273.0	1216.6	1148.0	1060.9	954.9	878.2	770.0	684.6	592.5	519.9
75°	820.3	764.5	694.7	607.3	540.7	454.7	409.9	327.7	279.0	236.5	195.4
77.5°	419.4	377.5	328.5	279.3	232.1	185.3	143.3	101.3	68.3	47.5	35.3
80°	346.5	309.4	268.9	224.0	182.4	141.5	101.9	69.5	44.3	29.0	22.6
82.5°	286.3	255.0	218.8	177.2	141.0	111.2	77.3	50.4	31.3	20.3	15.9
85°	121.9	110.6	85.4	67.7	50.9	37.6	26.3	17.7	12.5	10.1	9.3
87.5°	5.2	5.8	5.5	4.4	3.2	3.2	2.9	2.3	2.3	2.3	2.3
90°	0.0	0.0	0.0	0.0	0.0	0.0	0.0	0.0	0.0	0.0	0.0



REPORT NUMBER: P162426

CATALOG NUMBER: ECM-E01-LED-E1-SL3-HSS-7030

CANDELA DISTRIBUTION (continued):

	80°	81°	82°	83°	84°	85°	95°	105°	115°	125°	135°
0°	45.5	45.5	45.5	45.5	45.5	45.5	45.5	45.5	45.5	45.5	45.5
2.5°	47.5	47.2	46.9	46.9	46.6	46.3	44.6	43.1	41.4	40.2	39.1
5°	49.5	49.2	48.6	48.3	47.8	47.5	43.7	40.5	37.9	35.9	34.4
7.5°	51.5	51.2	50.4	49.5	49.2	48.6	42.6	38.5	35.0	32.7	31.3
10°	54.1	53.2	52.4	51.2	50.4	49.5	41.4	36.2	32.4	30.4	29.0
12.5°	57.9	56.4	55.0	53.6	52.4	50.9	40.8	34.2	30.4	28.1	26.6
15°	62.2	60.2	58.5	56.7	54.7	53.2	39.7	32.4	28.6	26.3	24.6
17.5°	66.3	64.0	61.4	58.8	56.7	54.7	38.5	30.7	26.9	24.6	22.9
20°	72.1	68.6	65.4	62.2	59.3	56.7	36.7	29.0	25.5	22.9	21.1
22.5°	78.5	74.4	70.3	66.0	62.2	58.8	35.3	27.5	24.0	21.4	19.4
25°	86.6	81.6	76.1	70.6	66.3	61.7	33.9	26.1	22.6	20.0	17.9
27.5°	97.9	90.9	84.8	77.9	71.2	66.0	32.7	24.9	21.1	18.5	16.5
30°	113.2	103.1	93.5	86.0	78.2	70.6	31.5	23.4	20.0	17.1	14.8
32.5°	130.2	118.4	107.4	96.1	86.3	77.6	30.4	22.3	18.5	15.6	13.6
35°	151.4	136.3	121.6	108.5	96.7	85.1	29.2	21.1	17.4	14.2	12.1
37.5°	181.8	163.0	143.6	126.8	111.4	96.1	28.4	20.0	15.9	12.7	10.7
40°	223.5	199.1	175.4	152.6	132.6	113.5	27.2	18.8	14.8	11.6	9.6
42.5°	268.6	239.1	207.8	182.1	154.6	130.5	26.1	17.7	13.6	10.4	8.4
45°	324.8	288.0	250.1	215.1	181.5	150.5	24.9	16.5	12.1	9.3	7.2
47.5°	386.1	339.2	296.4	252.4	212.5	175.4	23.4	15.6	11.0	8.1	6.4
50°	449.2	399.7	345.6	295.5	248.1	200.3	22.0	14.2	9.8	7.2	5.2
52.5°	517.3	458.8	403.5	341.3	286.0	233.0	20.6	13.0	9.0	6.4	4.4
55°	603.8	538.4	473.5	403.8	337.2	270.9	19.1	11.6	7.8	5.5	3.5
57.5°	712.7	635.1	555.5	476.7	396.0	320.7	17.9	10.1	6.7	4.6	2.9
60°	815.4	724.8	628.4	537.8	446.6	358.9	16.2	9.0	5.8	3.8	2.9
62.5°	868.7	765.3	661.4	561.6	464.3	372.5	14.5	7.5	4.9	3.2	2.6
65°	855.6	750.3	649.5	548.8	453.6	363.8	12.7	6.7	4.4	2.9	2.6
66°	836.8	732.6	631.3	535.5	444.6	354.6	11.9	6.4	4.0	2.9	2.3
67.5°	795.7	695.0	598.3	509.2	420.0	336.9	10.7	5.8	3.8	2.6	2.3
70°	679.7	588.2	510.9	431.6	358.9	284.0	8.7	4.9	3.2	2.3	2.3
72.5°	449.8	387.6	336.1	289.2	241.7	187.6	7.2	4.0	2.6	2.3	2.0
75°	169.6	153.4	131.7	118.4	103.3	90.6	5.8	2.6	2.0	2.0	2.0
77.5°	30.1	27.8	24.6	22.6	20.9	19.1	4.6	1.7	1.7	2.0	2.0
80°	20.3	18.8	17.1	15.6	14.5	13.0	3.2	1.5	1.7	1.7	2.0
82.5°	14.5	13.6	12.7	11.6	10.7	9.6	2.0	1.5	1.7	1.7	1.7
85°	8.7	8.1	7.5	6.9	6.1	5.8	1.5	1.5	1.5	1.7	1.7
87.5°	2.3	2.0	2.3	2.3	1.7	2.0	1.2	1.2	1.2	1.5	1.5
90°	0.0	0.0	0.0	0.0	0.0	0.0	0.0	0.0	0.0	0.0	0.0



REPORT NUMBER: P162426

CATALOG NUMBER: ECM-E01-LED-E1-SL3-HSS-7030

CANDELA DISTRIBUTION (continued):

	145°	155°	165°	175°	180°
0°	45.5	45.5	45.5	45.5	45.5
2.5°	38.5	38.5	37.9	38.8	38.8
5°	33.3	33.3	33.0	33.3	33.3
7.5°	30.4	30.1	30.1	30.1	30.4
10°	27.8	27.5	27.5	27.5	27.5
12.5°	25.5	25.2	24.9	25.2	25.2
15°	23.4	22.9	22.9	22.9	22.9
17.5°	21.7	21.1	20.9	20.9	20.9
20°	20.0	19.1	19.1	19.1	19.1
22.5°	18.2	17.4	17.4	17.4	17.4
25°	16.5	15.6	15.6	15.6	15.6
27.5°	15.0	14.2	14.2	14.2	14.2
30°	13.3	12.7	12.7	13.0	12.7
32.5°	12.1	11.3	11.3	11.6	11.6
35°	10.7	10.1	10.1	10.1	10.1
37.5°	9.3	8.7	8.7	8.7	8.7
40°	8.1	7.5	7.2	7.5	7.5
42.5°	6.9	6.4	6.1	6.1	6.1
45°	6.1	5.2	4.9	5.2	5.2
47.5°	4.9	4.4	4.4	4.6	4.6
50°	3.8	3.8	4.0	4.6	4.6
52.5°	3.5	3.5	4.0	4.6	4.6
55°	3.2	3.5	4.0	4.4	4.6
57.5°	2.9	3.5	4.0	4.4	4.4
60°	2.9	3.2	3.8	4.4	4.4
62.5°	2.6	2.9	3.5	4.0	4.0
65°	2.6	2.9	3.5	4.0	4.0
66°	2.6	2.9	3.5	4.0	4.0
67.5°	2.6	2.9	3.5	4.0	4.0
70°	2.6	2.9	3.5	3.8	3.8
72.5°	2.3	2.6	3.2	3.8	3.8
75°	2.3	2.6	3.2	3.8	3.8
77.5°	2.3	2.6	3.2	3.8	3.8
80°	2.3	2.6	3.2	3.5	3.8
82.5°	2.0	2.6	2.9	3.5	3.5
85°	2.0	2.3	2.9	3.2	3.5
87.5°	1.7	2.0	2.3	2.9	2.9
90°	0.0	0.0	0.0	0.0	0.0

(END OF REPORT)